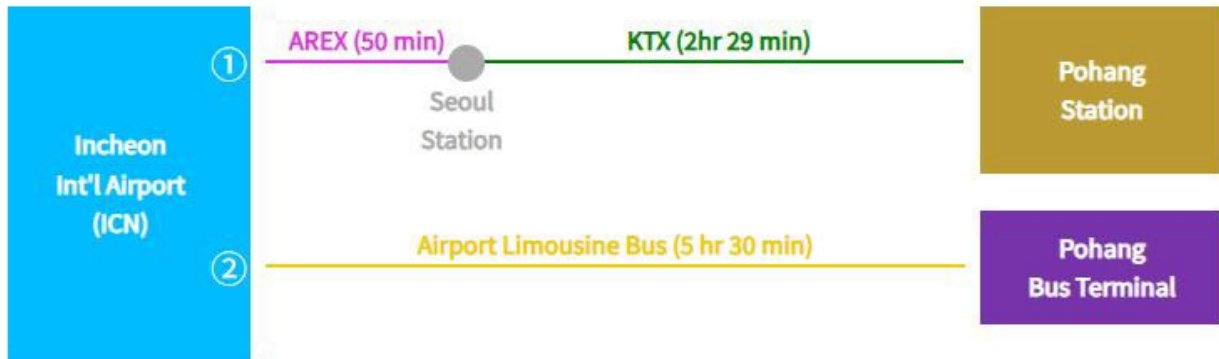


Domestic Travel Guide

(From Incheon Airport)

■ Incheon Airport To / From Pohang



① By Train: Incheon Int'l Airport (ICN) ↔ Seoul Station ↔ Pohang Station

AREX (Airport Express Train) for ICN ↔ Seoul Station

• Travel Time: 50 mins • Fare: 13,000KRW • Website: <https://www.airportrailroad.com/>

KTX (Express Train) for Seoul ↔ Pohang Station

• Travel Time: 2 hours and 30 mins • Fare: 53,600KRW (or 53,900KRW)

• Website: <https://www.korail.com/global/eng/main>

※ KTX train schedules are released and reservation becomes available up to one month in advance, so please make your booking as soon as the booking system opens to secure your seat, **as KTX trains tend to be fully booked, especially on weekends.**

② By Airport Limousine Bus: Incheon Int'l Airport (ICN) ↔ Pohang Intercity Bus Terminal

Airport Limousine Bus for Incheon Airport ↔ Pohang (Via Gyeongju)

• Travel Time: 5 hours and 30 mins • Fare: 50,300KRW

• Website: <https://txbuse.t-money.co.kr/main.do>

• Bus Boarding Location:

Terminal 1 (T1): 1st Floor, Bus Stop No. 11

Terminal 2 (T2): Basement Level 1, Transportation Center, Bus Stop No. 2

※ You can book the bus in advance through the website. However, please note that in some cases, foreign-issued credit cards may not be accepted for payment. If you encounter this issue, you can simply purchase your ticket at the airport upon arrival (or at the bus terminal) and board the bus directly. The bus timetable can be checked by searching on the website.

■ Pohang Station (or Bus Terminal) To / From IBSCGP (or Hotel)

The most convenient way to travel between Pohang Station (or the Intercity Bus Terminal) and your hotel (or the IBS Center for Geometry and Physics) is by taxi. It takes approximately 10 to 20 minutes, and the fare ranges from 7,000 to 13,000 KRW. You can use the Korean interpretation card provided by the conference to communicate with the taxi driver.

Domestic Travel Guide

(From Busan Gimhae Airport)

■ Gimhae Airport To / From Pohang



By Airport Limousine Bus: Gimhae (Busan) Int'l Airport (PUS) ↔ Pohang Intercity Bus Terminal

Airport Limousine Bus for Gimhae Airport ↔ Pohang (Via Gyeongju)

- Travel Time: 2 hours • Fare: 14,900KRW
- Website: <https://txbuse.t-money.co.kr/main.do>
- Bus Boarding Location: Gimhae Airport Int'l Terminal, 1st Floor, Gate No. 4~5

※ You can book the bus in advance through the website. However, please note that in some cases, foreign-issued credit cards may not be accepted for payment. If you encounter this issue, you can simply purchase your ticket at the airport upon arrival (or at the bus terminal) and board the bus directly. The bus timetable can be checked by searching on the website.

■ Pohang Bus Terminal To / From IBSCGP (or Hotel)

The most convenient way to travel between the Intercity Bus Terminal and your hotel (or the IBS Center for Geometry and Physics) is by taxi. It takes approximately 10 to 20 minutes, and the fare ranges from 7,000 to 13,000 KRW. You can use the Korean interpretation card provided by the conference to communicate with the taxi driver.

A Guide to book AREX ticket online

■ AREX : Incheon Airport To / From Seoul Station

1. Go to <https://www.airportrailroad.com/>

- On the top-right-hand corner click ENGLISH

Seoul Station City Airport Terminal
AIRSEOUL Check-in Service Launches!

My ticket | User Guide for Ticket

01. Issue QR Code Ticket → 02. Scan QR Code → 03. Gate Entry

Print Receipt | Manage Cards | Train Schedule | Train Fare

AREX Homepage | Travel Center | Lost&Found

2. Choose MEMBER and NON-MEMBER upon your decision

3. Go to TICKET RESERVATION

4. Type in information

Ticket Reservation

Ticket Reservation | Ticket Refund | Ticket Reissue | Ticket Change

Check travel information and select a train.

Find Trains

Departure Station: Incheon Int'l Airpor | Arrival Station: Seoul Station

Date of Departure: 2023-04-23 | Departure Time: 15:00

Passengers: 1 Adult | Children (age 6-12)


Find Trains

5. Click FIND TRAINS

6. Select the time and the train and click RESERVE A TRAIN


Ticket Reservation

[Ticket Reservation](#) [Ticket Refund](#) [Ticket Reissue](#) [Ticket Change](#)



Check travel information and select a train.

Find Trains

2023-04-23


Incheon Int'l
Airport Terminal
2

→


Seoul Station

Adult 1

Select a Train

✈ Incheon Int'l Airport Terminal 2		→	🚉 Seoul Station	
A1032	15:20	→	16:11	Available
A1034	16:00	→	16:51	Available
A1036	16:40	→	17:31	Available
A1038	17:20	→	18:12	Available
A1040	18:00	→	18:52	Available

[← Previous Train](#) [Next Train→](#)

✓ Reserve a Train

7. Choose MEMBER or NON-MEMBER upon your decision and login the site


8. Click PAYMENT

Ticket Reservation


[Ticket Reservation](#) [Ticket Refund](#) [Ticket Reissue](#) [Ticket Change](#)

Reservation Information

2025-06-22


Incheon Int'l Airport Terminal 2


→


Seoul Station

Fare: **13,000KRW**
Discount: **500KRW**

Train Number A1026	Passengers Adult 1	Seats 1Car 5D
-----------------------	-----------------------	------------------

AREX-recommended goods



T-money
Must-have item for transferring at Seoul St.
Receive your Tmoney card at your seat

A charged transportation car...
10,000 KRW

Ticket: 12,500KRW

Total : 12,500KRW

[Select Discounts](#) [✓ Payment](#) [Cart](#)

9. Type in Information and Click Consent Checkbox and PAYMENT

Credit Card

Easy Payment

Select a Registered Card

Direct input

Card classification ☐ Korean Credit Card ☒ Non-Korean Credit Card

Card Number

Expiration Date

☐ Consent on the collection and the use of personal information. [View](#)

✓ Payment

10. Once the payment is successful, the train ticket will be printable.

A Guide to book KTX ticket online

■ KTX : Seoul Station To / From Pohang Station


1. Go to <https://www.korail.com/global/eng/main>

2. Type in information

- Travel Type: Normal Type, Departure: Seoul, Arrival: Pohang, Date of Departure
- Click "Inquiry"

About KORAIL **TICKET RESERVATION** Chat Language

KORAIL TICKET PASSENGER GUIDE TICKETS KORAIL PASS MY RESERVATIONS SITE INFORMATION



Travel Type: Normal Type

Departure: Seoul

Arrival: Pohang

Date of Departure: 25/Feb/2025(Tue) 15:00

Passengers: 1 Passenger(s)

Inquiry

3. Select the train

- Click "Economy Class" button for your preferred train time
- * We can only support you "Economy Class"
- You can select your seat by clicking "Seat Selection"
- Click "Reservation"

About KORAIL **TICKET RESERVATION** Chat Language

KORAIL TICKET PASSENGER GUIDE TICKETS KORAIL PASS MY RESERVATIONS SITE INFORMATION

Ticket Reservation

Home | Ticket Reservation

< 23/Mar/2025(Sun) 18:00 >

Seoul Pohang 1 Passenger(s) Direct

All KTX ITX-Saemaul Mugunghwa ITX-Cheongchun

KTX-Sancheon 251	Seoul → Pohang(20:38 ~ 23:07) Travel Time: 2h 29m	Economy Class Select	First Class Select
KTX-Sancheon 253	Seoul → Pohang(22:18 ~ 00:43) Travel Time: 2h 25m	Economy Class Select	First Class Select

Search For Next Day (24/Mar)

Economy Class

Train Timetable Train Fare Seat Selection **Reservation**

4. Input the personal information

- Fill out the information (Name/Gender/Password/Confirm Password/Nationality/E-mail)
- Check "Agreement Term"
- Click "Next"

About KORAIL

TICKET RESERVATION

ChatLanguage

KORAIL

TICKET

PASSENGER GUIDE

TICKETS

KORAIL PASS

MY RESERVATIONS

SITE INFORMATION

Ticket Reservation

Home

Ticket Reservation

Please enter the name and email address without spaces

(Caution) If you input invalid personal data or password, your access to change your tickets might be denied.

Once you save the information entered, no further changes are permitted. Please check if you entered the correct personal information.

Please click "Next" to move to the next stage.

Name

SOONOK

JUNG

Gender

☐ Male

☒ Female

Password

view

Confirm Password

view

Nationality

Korea

E-Mail

sojung@ibs.re.kr

☒ I agree with the terms and conditions of passenger transportation and privacy policy of Korail.

View Terms and Conditions

Cancel

Next

5. Make payment

- Click the card type
- Click "Check out"
- Input the card information

About KORAIL

TICKET RESERVATION

ChatLanguage

KORAIL

TICKET

PASSENGER GUIDE

TICKETS

KORAIL PASS

MY RESERVATIONS

SITE INFORMATION

Payment Information

Home

Payment Information

KTIX-Sancheon 251 23/Mar/2025(Sun)

Seoul → Pohang (20:38 ~ 23:07)

Economy class 15-5D, Adult

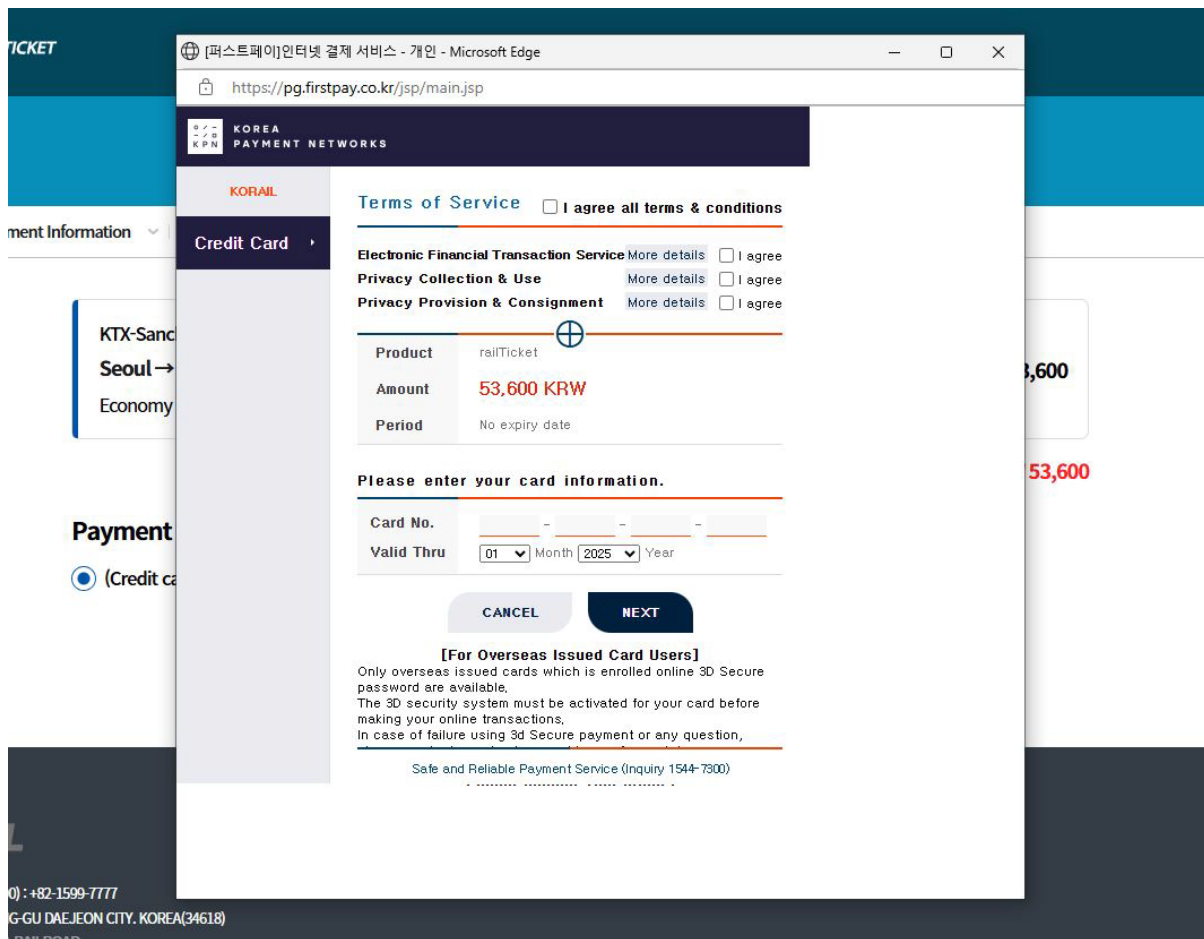
KRW 53,600

Total : **KRW 53,600**

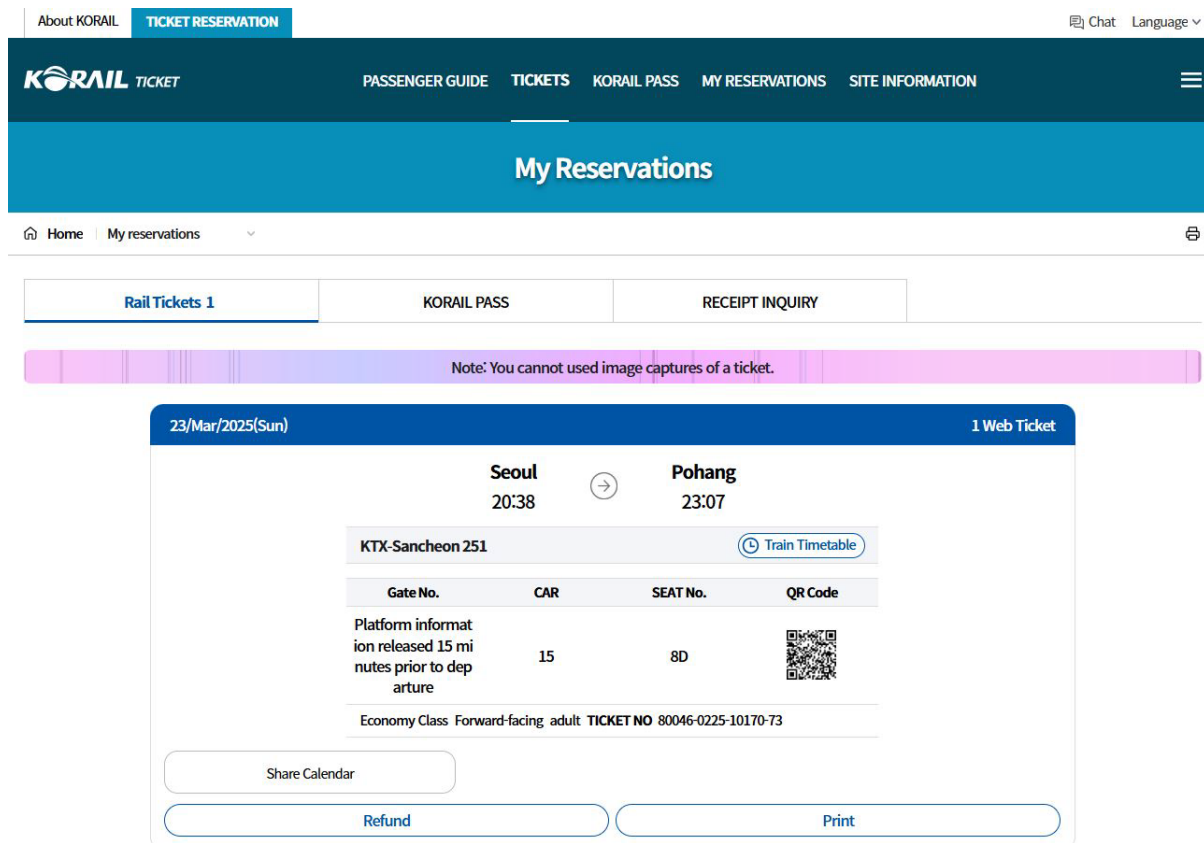
Payment Information

☒ (Credit card) issued overseas (VISA, MASTER, JCB) ☐ (Credit card) issued in Korea

Check out



6. Print and carry your ticket when boarding



A Guide to book bus ticket online

■ Airport Limousine Bus: Incheon Airport To / From Pohang

Please note that in some cases, foreign-issued credit cards may not be accepted for payment. If you encounter this issue, you can simply purchase your ticket at the airport upon arrival (or at the bus terminal) and board the bus directly. The bus timetable can be checked by searching on the website.

1. Go to <https://www.korail.com/global/eng/main>

2. Type in information and click on search

* Note: The site will only show bus information of 2 weeks in advance.

The screenshot shows the Tmoney Mobility website. On the left, there is a purple banner with a hand holding a yellow credit card and the text "Ticket Reservation·View". On the right, there is a search form for bus tickets. The form has tabs for "One Way", "Round Trip", and "Search". The "One Way" tab is selected. The form fields are: Departure (IncheonAirport), Destination (Pohang), Departure Date (2025-05-16), Departure Time (00:00), Arrival Date, Arrival Time, Adult (1), Student (0), and Child (0). There is a "Search" button at the bottom right of the form.

3. There will be a pop-up which you will need to agree to proceed.

The screenshot shows a pop-up window titled "Note for Internet Booking". It contains the following text:

1. Same day ticket purchases can be made up to one hours prior to scheduled departure time.

2. Cancellation Fee Guide

(Cancellation fees will be handled by fewer than 100 basic unit cutoff)

시외 Inter-city bus				
Time of cancellation		평일 Weekday (월Mon~목Thu)	주말 Weekend (금Fri ~ 일Sun, 공휴일 a public holiday)	명절 Traditional Holiday (설 Lunar New year, 추석 Chuseok)
	2일전 2 days before	0%	0%	0%
	1일전			

At the bottom of the pop-up, there are two buttons: "Agree" and "Cancel".

4. Click on the bus you would like to reserve.

Ticket Reservation

1 Basic Information

2 Inquiry

3 Select Seat

4 Confirm/Purchase

5 Completed

Going Direction

Departure

IncheonAirport T1 →

Destination

Pohang

2025-05-16(Fri)

※ Click on the information for each vehicle and the detailed route map will be displayed.

Departure Time	Operator	Adult	Child	Student	Remaining Seats/Total Seats
00:00	Kyungbuk express(NP) 5:30 required	60,400 Won	30,200 Won	48,200 Won	27 / 28 >
07:20	Kyungbuk express(DP) 5:30 required	50,300 Won	25,200 Won	40,200 Won	27 / 28 >
09:20	Chunma express(DP) 5:30 required	50,300 Won	25,200 Won	40,200 Won	28 / 28 >
11:20	Kyungbuk express(DP) 5:30 required	50,300 Won	25,200 Won	40,200 Won	27 / 28 >
12:20	Chunma express(DP) 5:30 required	50,300 Won	25,200 Won	40,200 Won	28 / 28 >

5. Click on the seat you want to reserve and then click on “Next Step”.

Going Direction

Departure

IncheonAirport T1 →

Destination

Pohang

2025-05-16(Fri)

15:30

Chunma express(DP)

Sheets

Adult 1

Child 0

Student 0

Sheets & Fare

Adult 1 ea 50,300 Won

Going Direction Child 0 ea 0 Won

Student 0 ea 0 Won

Total Fare 50,300 Won

Next Step >

Seats (24/28)

Driver's seat

Door

1 2 3

4 5 6

7 8 9

x x 12

x x 15

16 17 18

19 20 21

22 23 24

25 26 27 28

*The seat you have selected may differ from the actual seat.

6. Check information and click on the "I agree whole." Type in the card information and make a reservation.

Going Direction	
Departure IncheonAirport T1 →	2025-05-16(Fri)
15:30	Chunma express(DP)
Adult 1 ea	Seats 18
Discount	0 Won
(One Way) Total Fare	50,300 Won

Privacy Policy & Website User Agreement

☐ I agree whole.

1. Items of Collected Personal Information

Korea Smart Card Co., Ltd. collects the following personal information for the reservation of the intercity bus ticket, the provision of the supplementary service, and the customer consultation.

▶ Items of Collected Personal Information :
Credit Card Number, Card validity period, date of birth, mobile phone number, email

2. How to collect Personal Information

The company collects personal information in following ways.

☐ I agree to the personal information items collected, the purposes of collection/utilization, and the term of retention for personal information.

Chapter 1. Total principles

Article 1. Purpose

These terms and conditions provided by the intercity bus reservation system KoreaSmartCard, guide site and provided by use of all services regard to company and the customer's rights, obligations and responsibilities, and other necessary changes are to stipulate.

Article 2. The definition of the word

☐ I agree to the website user agreement.

☐ I agree whole.

Card Information

Card Type	<input checked="" type="radio"/> Personal Card <input type="radio"/> Business Card
Card Company	<div>Card Company ▼</div>
Card Number	<div> <div></div> - <div></div> <input type="checkbox"/> Virtual Keyboard - <div></div> <input type="checkbox"/> Virtual Keyboard - <div></div> </div>
Expiration Date	<div> <div></div> month <div></div> year </div>
Card Password	<div> <div></div> ** <input type="checkbox"/> Virtual Keyboard </div>
Resident Registration Number(front 6 digits)	<div></div>

Reservation Search Information

• Below is the reservation information for inquiry.

Birthday	<div> <div>ex) 750101</div> <div>ex) 750101</div> </div>
Cellular Phone Number	<div> <div></div> <div>ex) 01012345678 (up to 11 digits)</div> </div>

Reservation

- * The actual ticket will need to be printed out before boarding at the airport or terminal.
- * Resident Registration Number (6 digits of your birthday): YYMMDD